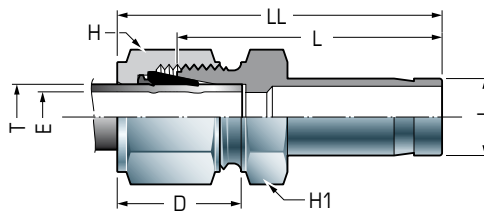


# Riduzione Reducer

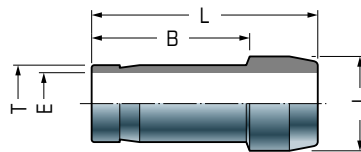
 Tipo  
Type

**R**

**Tubo in pollici  
Imperial tube**
**Tubo metrico  
Metric tube**

Codice Code	tubo tube T	tubo tube J	LL	D	Min. Open E	H1	H	L	tubo tube T	tubo tube J	Codice Code
R 1-2	1/16	1/8	29.4	11	1.3	8	8	25.4			
R 1-4	1/16	1/4	31.7	11	1.3	8	8	27.7			
R 2-1	1/8	1/16	29.2	15.2	0.8	12	12	22.3			
R 2-2	1/8	1/8	33.8	15.2	2	12	12	26.9			
R 2-3	1/8	3/16	34.5	15.2	2.3	12	12	27.7			
R 2-4	1/8	1/4	35.6	15.2	2.3	12	12	29.4			
R 2-6	1/8	3/8	35.6	15.2	2.3	12	12	31			
R 2-8	1/8	1/2	44.5	15.2	2.3	14	12	35.6			
R 3-2	3/16	1/8	35	16	2	12	12	28.2			
R 3-4	3/16	1/4	35.6	16	3	12	12	30.5			
R 4-2	1/4	1/8	35.6	17.8	2	12	14	29.4			
R 4-3	1/4	3/16	35.6	17.8	3	12	14	30.2			
R 4-4	1/4	1/4	39.4	17.8	4.8	12	14	31.7	6	6	R M6-M6
R 4-5	1/4	5/16	40	17.8	4.8	12	14	32.5	6	8	R M6-M8
R 4-6	1/4	3/8	40.9	17.8	4.8	12	14	33.3	6	10	R M6-M10
R 4-8	1/4	1/2	46.5	17.8	4.8	14	14	38.8	6	12	R M6-M12
R 4-10	1/4	5/8	48.3	17.8	4.8	17	14	40.6	6	16	R M6-M16
R 4-12	1/4	3/4	48	17.8	4.8	22	14	40.4			
R 5-6	5/16	3/8	42.1	18.5	6.3	14	17	34.5	8	10	R M8-M10
R 5-8	5/16	1/2	47.7	18.5	6.3	14	17	40	8	12	R M8-M12
R 6-4	3/8	1/4	41.6	19.3	4.8	17	17	34	10	6	R M10-M6
R 6-6	3/8	3/8	43.4	19.3	7.1	17	17	35.6	10	10	R M10-M10
R 6-8	3/8	1/2	48.7	19.3	7.1	17	17	41.1	10	12	R M10-M12
R 6-10	3/8	5/8	50.5	19.3	7.1	17	17	42.9	10	16	R M10-M16
R 6-12	3/8	3/4	50.5	19.3	7.1	22	17	42.9			
R 8-4	1/2	1/4	45.2	21.8	4.8	22	22	34.8	12	6	R M12-M6
R 8-6	1/2	3/8	47	21.8	7.1	22	22	35.6	12	10	R M12-M10
R 8-8	1/2	1/2	52.6	21.8	10	22	22	42.1	12	12	R M12-M12
R 8-10	1/2	5/8	54.1	21.8	10.4	22	22	43.5	12	16	R M12-M16
R 8-12	1/2	3/4	54.1	21.8	10.4	22	22	43.5			
R 8-16	1/2	1	64.4	21.8	10.4	27	22	50			
R 10-12	5/8	3/4	54.8	21.8	12.7	24	25	44.5			
R 10-14	5/8	7/8	56.4	21.8	12.7	24	25	46			
R 10-16	5/8	1	61.2	21.8	12.7	27	25	51			
R 12-8	3/4	1/2	54.8	21.8	10	27	30	44.5			
R 12-16	3/4	1	62.7	21.8	15.7	27	30	52.3			

# Inserto di collegamento Port connector

 Tipo  
Type

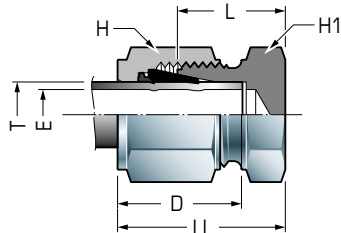
**PC**

**Tubo in pollici  
Imperial tube**
**Tubo metrico  
Metric tube**

Codice Code	tubo tube T	B	E	L	J	tubo tube T	Codice Code
PC 1	1/16	10.6	0.8	14	3.3		
PC 2	1/8	15.7	2.3	22.6	6		
PC 4	1/4	18.8	4.8	25	9.4	6	PC M6
PC 5	5/16	20	6.3	26.2	11	8	PC M8
PC 6	3/8	20.3	7.6	26.4	12.7	10	PC M10
PC 8	1/2	25.9	10	35.6	15.7	12	PC M12
PC 12	3/4	27.7	15	35.6	22		
PC 16	1	34.5	20.3	48.3	28.5		

**Tappo per tubo**  
**Cap for tube**

Tipo  
Type

**C**



**Tubo in pollici**  
**Imperial tube**

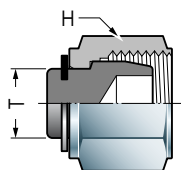
**Tubo metrico**  
**Metric tube**

Codice Code	tubo tube T	LL	D	H1	H	L	tubo tube T	Codice Code
<b>C 1</b>	1/16	15.2	11	8	8	11.2		
<b>C 2</b>	1/8	20.3	15.2	12	12	13.5		
<b>C 3</b>	3/16	21.6	16	12	12	14.7		
<b>C 4</b>	1/4	23.6	17.8	12	14	16	6	<b>C M6</b>
<b>C 5</b>	5/16	24.6	18.5	14	17	17	8	<b>C M8</b>
<b>C 6</b>	3/8	25.4	19.3	17	17	18.3	10	<b>C M10</b>
<b>C 8</b>	1/2	29.4	21.8	22	22	19	12	<b>C M12</b>
<b>C 10</b>	5/8	30.2	21.8	22	25	19.8	16	<b>C M16</b>
<b>C 12</b>	3/4	31.7	21.8	27	30	21.3		
<b>C 14</b>	7/8	34.3	21.8	30	32	23.8		
<b>C 16</b>	1	38.6	26.4	36	38	26.2		

**Tappo per raccordo**  
**Plug for fitting**

Tipo  
Type

**P**



**Tubo in pollici**  
**Imperial tube**

**Tubo metrico**  
**Metric tube**

Codice Code	tubo tube T	H	tubo tube T	Codice Code
<b>P 1</b>	1/16	8		
<b>P 2</b>	1/8	12		
<b>P 3</b>	3/16	12		
<b>P 4</b>	1/4	14	6	<b>P M6</b>
<b>P 5</b>	5/16	17	8	<b>P M8</b>
<b>P 6</b>	3/8	17	10	<b>P M10</b>
<b>P 8</b>	1/2	22	12	<b>P M12</b>
<b>P 10</b>	5/8	25	16	<b>P M16</b>
<b>P 12</b>	3/4	30		
<b>P 16</b>	1	38		

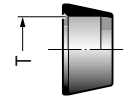
## Anello posteriore Back ferrule



Tipo  
Type

**FB**

## Anello anteriore Front ferrule



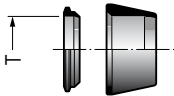
Tipo  
Type

**FF**

Tubo in pollici Imperial tube		Tubo metrico Metric tube	
Codice Code	tubo tube T	tubo tube T	Codice Code
<b>FB 1</b>	1/16		
<b>FB 2</b>	1/8		
<b>FB 3</b>	3/16		
<b>FB 4</b>	1/4	6	<b>FB M6</b>
<b>FB 5</b>	5/16	8	<b>FB M8</b>
<b>FB 6</b>	3/8	10	<b>FB M10</b>
<b>FB 8</b>	1/2	12	<b>FB M12</b>
<b>FB 10</b>	5/8	16	<b>FB M16</b>
<b>FB 12</b>	3/4		
<b>FB 14</b>	7/8		
<b>FB 16</b>	1		

Tubo in pollici Imperial tube		Tubo metrico Metric tube	
Codice Code	tubo tube T	tubo tube T	Codice Code
<b>FF 1</b>	1/16		
<b>FF 2</b>	1/8		
<b>FF 3</b>	3/16		
<b>FF 4</b>	1/4	6	<b>FF M6</b>
<b>FF 5</b>	5/16	8	<b>FF M8</b>
<b>FF 6</b>	3/8	10	<b>FF M10</b>
<b>FF 8</b>	1/2	12	<b>FF M12</b>
<b>FF 10</b>	5/8	16	<b>FF M16</b>
<b>FF 12</b>	3/4		
<b>FF 14</b>	7/8		
<b>FF 16</b>	1		

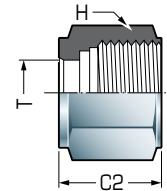
## Set di ogive Ferrule set



Tipo  
Type

**FS**

## Dado Nut



Tipo  
Type

**N**

Tubo in pollici Imperial tube		Tubo metrico Metric tube	
Codice Code	tubo tube T	tubo tube T	Codice Code
<b>FS 1</b>	1/16		
<b>FS 2</b>	1/8		
<b>FS 3</b>	3/16		
<b>FS 4</b>	1/4	6	<b>FS M6</b>
<b>FS 5</b>	5/16	8	<b>FS M8</b>
<b>FS 6</b>	3/8	10	<b>FS M10</b>
<b>FS 8</b>	1/2	12	<b>FS M12</b>
<b>FS 10</b>	5/8	16	<b>FS M16</b>
<b>FS 12</b>	3/4		
<b>FS 14</b>	7/8		
<b>FS 16</b>	1		

Tubo in pollici Imperial tube		Tubo metrico Metric tube			
Codice Code	tubo tube T	H	L	tubo tube T	Codice Code
<b>N 1</b>	1/16	8	7.9		
<b>N 2</b>	1/8	12	12		
<b>N 3</b>	3/16	12	12		
<b>N 4</b>	1/4	14	12.7	6	<b>N M6</b>
<b>N 5</b>	5/16	17	13.5	8	<b>N M8</b>
<b>N 6</b>	3/8	17	14.2	10	<b>N M10</b>
<b>N 8</b>	1/2	22	17.5	12	<b>N M12</b>
<b>N 10</b>	5/8	25	17.5	16	<b>N M16</b>
<b>N 12</b>	3/4	30	17.5		
<b>N 14</b>	7/8	32	17.5		
<b>N 16</b>	1	38	20.6		