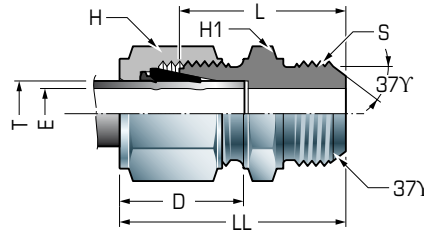


## Adattatore intermedio S-LOK - 37° Union adaptor S-LOK - 37°

Tipo  
Type

UA



Tubo in pollici  
Imperial tube

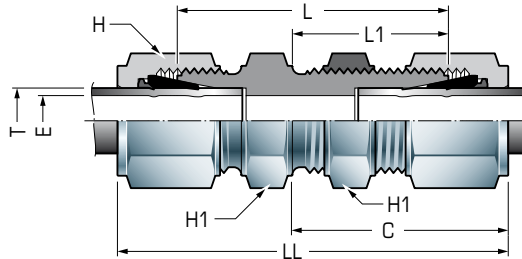
Tubo metrico  
Metric tube

Codice Code	tubo tube T	Tubo Tube 37°	LL	D	Min. Open E	H1	H	L	S	tubo tube T	Tubo Tube 37°	Codice Code
UA 1-2	1/16	1/8	25.4	11	1.3	12	8	23.4	5/16-24			
UA 2-2	1/8	1/8	32.5	15.2	1.5	12	12	25	5/16-24			
UA 2-4	1/8	1/4	35.3	15.2	2.3	12	12	28.5	7/16-20			
UA 4-4	1/4	1/4	35.6	17.8	4.3	12	14	30.2	7/16-20	6	6	UA M6-M6
UA 5-5	5/16	5/16	38.6	18.5	5.8	14	17	31	1/2-20	8	8	UA M8-M8
UA 6-4	3/8	1/4	39.9	19.3	4.3	17	17	32.2	7/16-20	10	6	UA M10-M6
UA 6-6	3/8	3/8	39.9	19.3	7.1	17	17	32.2	9/16-18	10	10	UA M10-M10
UA 8-8	1/2	1/2	46.2	21.8	10	22	22	35.6	3/4-16	12	12	UA M12-M12
UA 12-12	3/4	3/4	53.6	21.8	15.5	30	30	43.2	1/16-12			
UA 16-16	1	1	61.7	26.4	21.3	36	38	49	1-5/16-12			

## Passaparte intermedio Bulkhead union

Tipo  
Type

BU



Tubo in pollici  
Imperial tube

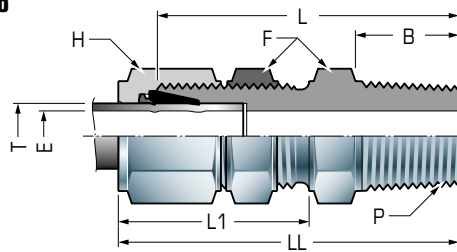
Tubo metrico  
Metric tube

Codice Code	tubo tube T	LL	C	D	Min. Open E	H1	H	L	L1	Foro paratia Wall bore mm	Spess paratia Wall thick max	tubo tube T	Codice Code
BU 1	1/16	31.7	17.3	11	1.3	8	8	23.8	13.5	5.2	3.1		
BU 2	1/8	51.5	31.2	15.2	2.3	12	12	38	24.6	8.3	12.7		
BU 3	3/16	53.8	32	16	3	14	12	40.4	25.4	9.9	12.7		
BU 4	1/4	57.9	33.5	17.8	4.8	17	14	42.9	25.4	11.5	10.2	6	BU M6
BU 5	5/16	61	35.6	18.5	6.3	17	17	46	28.5	13.1	11.2	8	BU M8
BU 6	3/8	62.5	35.6	19.3	7.1	19	17	47.5	29.4	14.7	11.2	10	BU M10
BU 8	1/2	71.4	41.9	21.8	10.4	24	22	51	31.7	19.4	12.7	12	BU M12
BU 10	5/8	72.9	42.7	21.8	12.7	27	25	52.3	32.5	22.6	12.7	16	BU M16
BU 12	3/4	79.2	47.5	21.8	16	30	30	58.7	35.6	25.8	16.8		
BU 16	1	96	57.5	26.4	23.3	41	38	71.4	45.2	33.7	19.1		

## Connettore passaparete maschio Male bulkhead connector

Tipo  
Type

**BCM**



Tubo in pollici  
Imperial tube

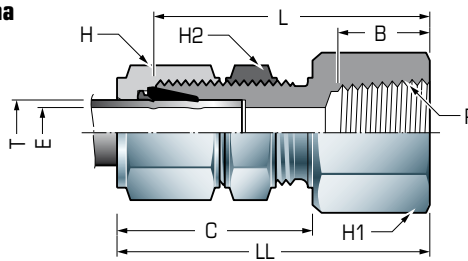
Tubo metrico  
Metric tube

Codice Code	tubo tube T	filett. thrd P	LL	B	Min. Open E	F	H	L	L1	Foro paratia Wall bore mm	Spesse paratia Wall thck max	tubo tube T	filett. thrd. P	Codice Code
<b>BCM 2-2</b>	1/8	1/8	46.7	9.6	2.3	12	12	39.9	24.6	8.3	12.7			
<b>BCM 4-2</b>	1/4	1/8	49.8	9.6	4.8	17	14	42.1	25.4	11.5	10.2	6	1/8	<b>BCM M6-2</b>
<b>BCM 4-4</b>	1/4	1/4	53.6	14.2	4.8	17	14	46	25.4	11.5	10.2	6	1/4	<b>BCM M6-4</b>
<b>BCM 6-4</b>	3/8	1/4	57.5	14.2	7.1	19	17	50	29.4	14.7	11.2	10	1/4	<b>BCM M10-4</b>
<b>BCM 8-6</b>	1/2	3/8	63.5	14.2	9.4	24	22	53	31.7	19.4	12.7	12	3/8	<b>BCM M12-6</b>
<b>BCM 8-8</b>	1/2	1/2	69	19	10.4	24	22	58.7	31.7	19.4	12.7	12	1/2	<b>BCM M12-8</b>

## Connettore passaparete femmina Female bulkhead connector

Tipo  
Type

**BCF**



Tubo in pollici  
Imperial tube

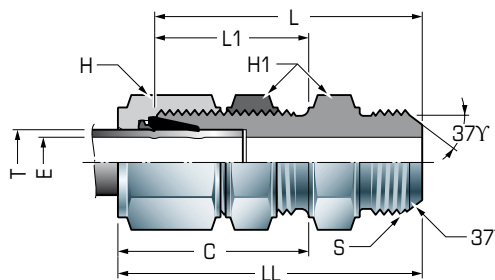
Tubo metrico  
Metric tube

Codice Code	tubo tube T	filett. thrd P	LL	C	B	Min. Open E	H1	H2	H	L	Foro paratia Wall bore mm	Spesse paratia Wall thck max	tubo tube T	filett. thrd. P	Codice Code
<b>BCF 2-2</b>	1/8	1/8	45	31.2	10.4	2.3	14	12	12	38	8.3	12.7			
<b>BCF 4-2</b>	1/4	1/8	47.2	33.5	10.4	4.8	17	17	14	39.6	11.5	10.2	6	1/8	<b>BCF M6-2</b>
<b>BCF 4-4</b>	1/4	1/4	52	33.5	14.9	4.8	19	17	14	44.5	11.5	10.2	6	1/4	<b>BCF M6-4</b>
<b>BCF 6-4</b>	3/8	1/4	55.4	35.6	14.9	7.1	19	19	17	47.7	13.1	11.2	10	1/4	<b>BCF M10-4</b>
<b>BCF 8-6</b>	1/2	3/8	62	41.9	14.9	10.4	24	24	22	51.5	19.4	12.7	12	3/8	<b>BCF M12-6</b>
<b>BCF 8-8</b>	1/2	1/2	66.8	41.9	19.8	10.4	27	24	22	56.4	19.4	12.7	12	1/2	<b>BCF M12-8</b>

## Adattatore passaparete 37° Bulkhead union 37°

Tipo  
Type

**BUA**



Tubo in pollici  
Imperial tube

Tubo metrico  
Metric tube

Codice Code	tubo tube T	tubo tube 37°	LL	C	Min. Open E	H1	H	L	L1	S	tubo tube T	tubo tube 37°	Codice Code
<b>BUA 4-4</b>	1/4	1/4	54.1	33.5	4.3	17	14	46.5	25.4	7/16-20	6	6	<b>BUA M6-M6</b>
<b>BUA 6-6</b>	3/8	3/8	57.5	35.6	7.1	19	17	49.8	29.4	9/16-18	10	10	<b>BUA M10-M10</b>
<b>BUA 8-8</b>	1/2	1/2	66	41.9	10	24	22	55.6	31.7	3/4-16	12	12	<b>BUA M12-M12</b>
<b>BUA 12-12</b>	3/4	3/4	79.2	47.5	15.5	30	27	68.8	35.6	1-1/16-12			
<b>BUA 16-16</b>	1	1	92.7	57.5	21.3	41	38	80.2	45.2	1-5/16-12			