

## COME ORDINARE UN RACCORDO

Il codice di identificazione è composto da simboli che identificano la conformazione, la misura e il materiale:

## HOW TO ORDER THE FITTING

The identification code is composed of symbols that identify type, dimension and material of the fitting:

**CM****12****3****SS**

Tipo di raccordo  
*Fitting type*

**Codice Code**

**AA**  
**AF**  
**AM**  
**BA**  
**BCF**  
**BCM**  
**BTF**  
**BTM**  
**BU**  
**BUA**  
**C**  
**CB**  
**CF**  
**CM**  
**COM**  
**COS**  
**CW**  
**EB**  
**EF**  
**EM**  
**E45M**  
**EW**  
**FB**  
**FF**  
**FS**  
**N**  
**P**  
**PC**  
**R**  
**RTF**  
**RTM**  
**RU**  
**U**  
**UA**  
**UC**  
**UE**  
**UT**

Dimensione del tubo metrico  
*Metric tubing dimension*

**Codice Code** D.E. tubo  
*O.D. tube*

**M6** = Tubo 6mm  
**M8** = Tubo 8mm  
**M10** = Tubo 10mm  
**M12** = Tubo 12mm  
**M16** = Tubo 16mm

Dimensione del tubo in pollici  
*Inch tubing dimension*

**Codice Code** D.E. tubo  
*O.D. tube*

**1** = 1/16  
**2** = 1/8  
**3** = 3/16  
**4** = 1/4  
**5** = 5/16  
**6** = 3/8  
**8** = 1/2  
**10** = 5/8  
**12** = 3/4  
**14** = 7/8  
**16** = 1

Dimensione del filetto  
*Thread dimension*

**Codice Code** Filetto  
*Thread*

**1** = 1/16"  
**2** = 1/8"  
**3** = 3/16"  
**4** = 1/4"  
**5** = 5/16"  
**6** = 3/8"  
**8** = 1/2"  
**10** = 5/8"  
**12** = 3/4"  
**14** = 7/8"  
**16** = 1"

Materiale del raccordo  
*Fitting material*

**Codice Code** Materiale  
*Material*

**SS** = AISI 316  
**B** = Ottone  
**6Mo** = 6Mo  
**M** = Monel 400  
**H** = Hastelloy C276  
**825** = Incoloy 825  
**600** = Inconel 600


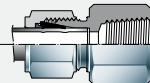


Disponibilità :

solamente i raccordi compresi nel listino prezzi in vigore sono generalmente tenuti a magazzino. Prezzi e termini di consegna per raccordi fuori standard possono essere forniti su richiesta.



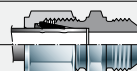
Availability :

Only items priced in current price-list are carried in stock. Price and delivery term of no-standard fitting on request.

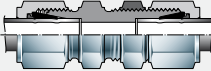
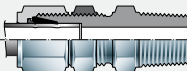

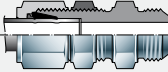
## Connettori - *Connectors*

	Connettore dritto maschio	<i>Male connector</i>	<b>CM</b>	38
	Connettore dritto femmina	<i>Female connector</i>	<b>CF</b>	39
	Connettore con tenuta "O-Ring" per filetti ISO	<i>"O-Ring" seal male connector for ISO pipe thread</i>	<b>COM</b>	40
	Connettore con tenuta "O-Ring" per filetti UN	<i>"O-Ring" seal male connector for UN straight thread</i>	<b>COS</b>	40

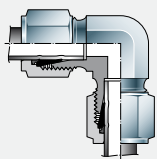
## Intermedi - *Unions*

	Intermedio	<i>Union</i>	<b>U</b>	41
	Intermedio di riduzione	<i>Reducing union</i>	<b>RU</b>	41
	Adattatore Intermedio S-LOK - 37°	<i>Union adaptor S-LOK - 37°</i>	<b>UA</b>	42

## Passaparete - *Bulkhead*

	Passaparete intermedio	<i>Union bulkhead</i>	<b>BU</b>	42
	Connettore passaparete maschio	<i>Male bulkhead connector</i>	<b>BCM</b>	43
	Connettore passaparete femmina	<i>Female bulkhead connector</i>	<b>BCF</b>	43
	Adattatore passaparete 37°	<i>Bulkhead union 37°</i>	<b>BUA</b>	43

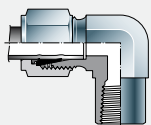
## Curve - Elbow



Gomito intermedio

*Union elbow*

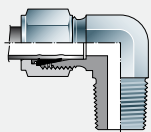
**UE** 44



Connettore a gomito femmina

*Female elbow*

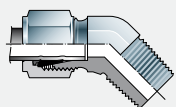
**EF** 44



Connettore a gomito maschio

*Male elbow*

**EM** 45

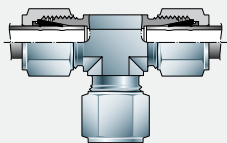


Connettore a gomito maschio a 45°

*45° male elbow*

**E45M** 45

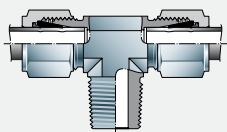
## "T" - Tee



"T" intermedio

*Union tee*

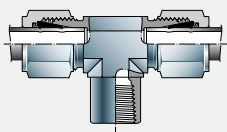
**UT** 46



"T" derivato maschio

*Male branch tee*

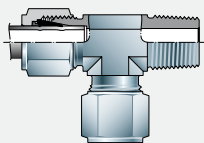
**BTM** 46



"T" derivato femmina

*Female branch tee*

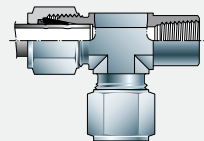
**BTF** 47



"T" terminale maschio

*Male run tee*

**RTM** 47

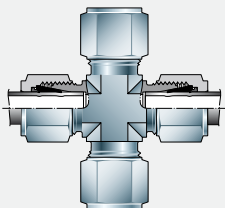


"T" terminale femmina

*Female run tee*

**RTF** 48

## Croci - Crosses

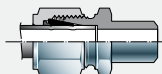


Intermedio a croce

*Union cross*

**UC** 48

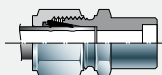
## Raccordi a saldare - *Weld end fittings*



Connettore a saldare di testa

*Buttweld connector*

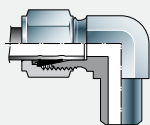
**CB** 49



Connettore dritto tasca a saldare

*Socket weld connector*

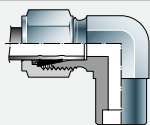
**CW** 49



Connettore a gomito a saldare di testa

*Buttweld elbow*

**EB** 50

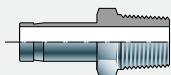


Connettore a gomito tasca a saldare

*Socket weld elbow*

**EW** 50

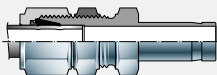
## Adattatori - *Adaptors*



Adattatore maschio

*Male adaptor*

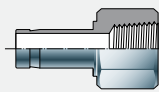
**AM** 51



Adattatore passaparete

*Bulkhead adaptor*

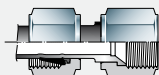
**BA** 51



Adattatore femmina

*Female adaptor*

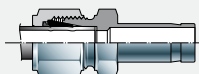
**AF** 52



Adattatore S-LOK - 37°

*Adaptor S-LOK - 37°*

**AA** 52



Riduzione

*Reducer*

**R** 53

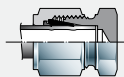


Inserto di collegamento

*Port connector*

**PC** 53

## Tappi - *Plugs and caps*



Tappo per tubo

*Cap for tube*

**C** 54



Tappo per raccordo

*Plug for fitting*

**P** 54

## Ricambi - *Spare parts*



Anello posteriore

*Back ferrule*

**FB** 55



Anello anteriore

*Front ferrule*

**FF** 55



Set di ogive

*Ferrule set*

**FS** 55



Dado

*Nut*

**N** 55