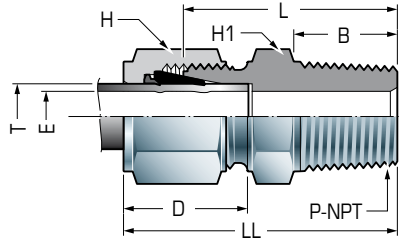


# Connettore dritto maschio

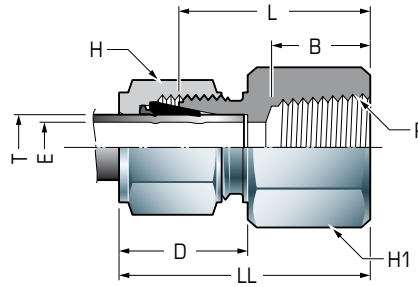
## Male connector

Tipo  
Type

**CM**



Tubo in pollici Imperial tube										Tubo metrico Metric tube		
Codice Code	tubo tube T	filett. thrd. P	LL	B	D	Min. Open E	H1	H	L	tubo tube T	filett. thrd. P	Codice Code
CM 1-1	1/16	1/16	24.1	9.6	11	1.3	8	8	20			
CM 1-2	1/16	1/8	26.4	9.6	11	1.3	12	8	23.3			
CM 1-4	1/16	1/4	31.2	14.2	11	1.3	14	8	25.4			
CM 2-1	1/8	1/16	30	9.6	15.2	2.3	12	12	23			
CM 2-2	1/8	1/8	30.7	9.6	15.2	2.3	12	12	23.8			
CM 2-4	1/8	1/4	35.6	14.2	15.2	2.3	14	12	29			
CM 2-6	1/8	3/8	35.6	14.2	15.2	2.3	17	12	29.2			
CM 2-8	1/8	1/2	42.4	19	15.2	2.3	22	12	35.6			
CM 3-2	3/16	1/8	31.5	9.6	16	3	12	12	24.6			
CM 3-4	3/16	1/4	35.6	14.2	16	3	14	12	29.7			
CM 4-1	1/4	1/16	33	9.6	17.8	3	12	14	25.4			
CM 4-2	1/4	1/8	33	9.6	17.8	4.8	12	14	25.4	6	1/8	CM M6-2
CM 4-4	1/4	1/4	38	14.2	17.8	4.8	14	14	30.5	6	1/4	CM M6-4
CM 4-6	1/4	3/8	38.6	14.2	17.8	4.8	17	14	31	6	3/8	CM M6-6
CM 4-8	1/4	1/2	45	19	17.8	4.8	22	14	35.6	6	1/2	CM M6-8
CM 4-12	1/4	3/4	46.5	19	17.8	4.8	27	14	38.8	6	3/4	CM M6-12
CM 5-2	5/16	1/8	34.3	9.6	18.5	4.8	14	17	25.4	8	1/8	CM M8-2
CM 5-4	5/16	1/4	38.8	14.2	18.5	6.3	14	17	31.2	8	1/4	CM M8-4
CM 5-6	5/16	3/8	39.4	14.2	18.5	6.3	17	17	31.7	8	3/8	CM M8-6
CM 6-2	3/8	1/8	35.6	9.6	19.3	4.8	17	17	28	10	1/8	CM M10-2
CM 6-4	3/8	1/4	40	14.2	19.3	7.1	17	17	32.5	10	1/4	CM M10-4
CM 6-6	3/8	3/8	40	14.2	19.3	7.1	17	17	32.5	10	3/8	CM M10-6
CM 6-8	3/8	1/2	46.5	19	19.3	7.1	22	17	38.8	10	1/2	CM M10-8
CM 6-12	3/8	3/4	48	19	19.3	7.1	27	17	40.4	10	3/4	CM M10-12
CM 8-2	1/2	1/8	39	9.6	21.8	4.8	22	22	28.7	12	1/8	CM M12-2
CM 8-4	1/2	1/4	43.5	14.2	21.8	7.1	22	22	33.3	12	1/4	CM M12-4
CM 8-6	1/2	3/8	43.5	14.2	21.8	9.6	22	22	33.3	12	3/8	CM M12-6
CM 8-8	1/2	1/2	49	19	21.8	10.4	22	22	38.8	12	1/2	CM M12-8
CM 8-12	1/2	3/4	51	19	21.8	10.4	27	22	40.4	12	3/4	CM M12-12
CM 8-16	1/2	1	57.5	23.8	21.8	10.4	36	22	47	12	1	CM M12-16
CM 10-6	5/8	3/8	44.5	14.2	21.8	9.6	24	25	34	16	3/8	CM M16-6
CM 10-8	5/8	1/2	49	19	21.8	12	24	25	38.8	16	1/2	CM M16-8
CM 10-12	5/8	3/4	51	19	21.8	12.7	27	25	40.4	16	3/4	CM M16-12
CM 12-8	3/4	1/2	51	19	21.8	12	27	30	40.4			
CM 12-12	3/4	3/4	51	19	21.8	15.7	27	30	40.4			
CM 12-16	3/4	1	57.5	23.8	21.8	15.7	36	30	47			
CM 14-12	7/8	3/4	51	19	21.8	15.7	30	32	40.4			
CM 14-16	7/8	1	57.5	23.8	21.8	18.3	36	32	47			
CM 16-8	1	1/2	57.5	19	26.4	12	36	38	45.2			
CM 16-12	1	3/4	57.5	19	26.4	15.7	36	38	45.2			
CM 16-16	1	1	62.5	23.8	26.4	23.3	36	38	50			



**Tubo in pollici**  
**Imperial tube**

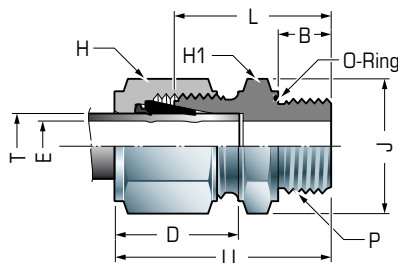
**Tubo metrico**  
**Metric tube**

Codice Code	tubo tube T	filett. thrd. P	LL	B	D	Min. Open E	H1	H	L	tubo tube T	filett. thrd. P	Codice Code
<b>CF 1-1</b>	1/16	1/16	23.8	10	11	1.3	12	8	19.8			
<b>CF 1-2</b>	1/16	1/8	24.6	10.4	11	1.3	14	8	20.6			
<b>CF 2-2</b>	1/8	1/8	29	10	15.2	2.3	14	12	22			
<b>CF 2-4</b>	1/8	1/4	33.8	14.9	15.2	2.3	19	12	26.9			
<b>CF 3-2</b>	3/16	1/8	30	10	16	3	14	12	23			
<b>CF 4-2</b>	1/4	1/8	31.5	10	17.8	4.8	14	14	23.8	6	1/8	<b>CF M6-2</b>
<b>CF 4-4</b>	1/4	1/4	35.6	14.9	17.8	4.8	19	14	28.5	6	1/4	<b>CF M6-4</b>
<b>CF 4-6</b>	1/4	3/8	35.6	14.9	17.8	4.8	22	14	30.2	6	3/8	<b>CF M6-6</b>
<b>CF 4-8</b>	1/4	1/2	42.7	19.8	17.8	4.8	27	14	35	6	1/2	<b>CF M6-8</b>
<b>CF 5-2</b>	5/16	1/8	32.2	10	18.5	6.3	14	17	24.6	8	1/8	<b>CF M8-2</b>
<b>CF 5-4</b>	5/16	1/4	35.6	14.2	18.5	6.3	19	17	29.4	8	1/4	<b>CF M8-4</b>
<b>CF 6-2</b>	3/8	1/8	33	10	19.3	7.1	17	17	25.4	10	1/8	<b>CF M10-2</b>
<b>CF 6-4</b>	3/8	1/4	35.6	14.9	19.3	7.1	19	17	30.2	10	1/4	<b>CF M10-4</b>
<b>CF 6-6</b>	3/8	3/8	39.4	14.9	19.3	7.1	22	17	31.7	10	3/8	<b>CF M10-6</b>
<b>CF 6-8</b>	3/8	1/2	44.2	19.8	19.3	7.1	27	17	35.6	10	1/2	<b>CF M10-8</b>
<b>CF 6-12</b>	3/8	3/4	48	20.6	19.3	7.1	34	17	40.4	10	3/4	<b>CF M10-12</b>
<b>CF 8-4</b>	1/2	1/4	40.6	14.9	21.8	10.4	22	22	30.2	12	1/4	<b>CF M12-4</b>
<b>CF 8-6</b>	1/2	3/8	42.1	14.9	21.8	10.4	22	22	31.7	12	3/8	<b>CF M12-6</b>
<b>CF 8-8</b>	1/2	1/2	47	19.8	21.8	10.4	27	22	35.6	12	1/2	<b>CF M12-8</b>
<b>CF 8-12</b>	1/2	3/4	48.5	20.6	21.8	10.4	34	22	38	12	3/4	<b>CF M12-12</b>
<b>CF 10-6</b>	5/8	3/8	42.1	14.9	21.8	12.7	24	25	31.7	16	3/8	<b>CF M16-6</b>
<b>CF 10-8</b>	5/8	1/2	47	19.8	21.8	12.7	27	25	35.6	16	1/2	<b>CF M16-8</b>
<b>CF 12-8</b>	3/4	1/2	47	19.8	21.8	15.7	27	30	35.6			
<b>CF 12-12</b>	3/4	3/4	48.5	20.6	21.8	15.7	34	30	38			
<b>CF 14-12</b>	7/8	3/4	50	20.6	21.8	18.3	34	32	39.6			
<b>CF 16-12</b>	1	3/4	53.6	20.6	26.4	22.3	36	38	41.1			
<b>CF 16-16</b>	1	1	62.5	25.4	26.4	22.3	41	38	50			

**Connettore con tenuta "O-Ring" per filetti ISO**  
**"O-Ring" seal male connector for ISO pipe thread**

Tipo  
Type

**COM**



**Tubo in pollici**  
*Imperial tube*

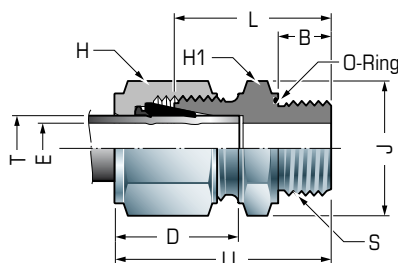
**Tubo metrico**  
*Metric tube*

Codice Code	tubo tube T	filett. thrd P	LL	B	D	Min. Open	H1	J	H	L	O-Ring AS 568 Uniform	tubo tube T	filett. thrd. P	Codice Code
<b>COM 2-2</b>	1/8	1/8	33	7.1	15.2	2.3	19	18.8	12	26.2	OR-111			
<b>COM 4-2</b>	1/4	1/8	35.3	7.1	17.8	4.8	19	18.8	14	26.2	OR-111	6	1/8	<b>COM M6-6</b>
<b>COM 4-4</b>	1/4	1/4	38.6	9.6	17.8	4.8	24	23.6	14	27.7	OR-113	6	1/4	<b>COM M6-4</b>
<b>COM 6-4</b>	3/8	1/4	40	9.6	19.3	7.1	24	23.6	17	32.5	OR-113	10	1/4	<b>COM M10-4</b>
<b>COM 6-6</b>	3/8	3/8	41.6	10.4	19.3	7.1	30	28.5	17	34	OR-116	10	3/8	<b>COM M10-6</b>
<b>COM 6-8</b>	3/8	1/2	47.2	13.5	19.3	7.1	34	33	17	39.6	OR-212	10	1/2	<b>COM M10-8</b>
<b>COM 8-8</b>	1/2	1/2	50	13.5	21.8	10.4	34	33	22	39.6	OR-212	12	1/2	<b>COM M12-8</b>

**Connettore con tenuta "O-Ring" per filetti UN (American Std.)**  
**"O-Ring" seal male connector for UN (American std.) straight thread**

Tipo  
Type

**COS**



**Tubo in pollici**  
*Imperial tube*

**Tubo metrico**  
*Metric tube*

Codice Code	tubo tube T	filett. thrd S	LL	B	D	Min. Open	H1	J	H	L	O-Ring AS 568 Uniform	tubo tube T	filett. thrd. S	Codice Code
<b>COS 1-1</b>	1/16	5/16-24	26.9	8.6	11	1.3	14	14	8	22.8	OR-011			
<b>COS 2-2</b>	1/8	5/16-24	33	8.6	15.2	2.3	14	14	12	26.2	OR-011			
<b>COS 3-3</b>	3/16	3/8-24	34.5	9.6	16	3	17	15.7	12	27.7	OR-012			
<b>COS 4-4</b>	1/4	7/16-20	38.6	10.4	17.8	4.8	3/4	18.8	14	31	OR-111	6	7/16-20	<b>COS M6-4</b>
<b>COS 5-5</b>	5/16	1/2-20	40.9	11.1	18.5	6.3	22	21.8	17	33.3	OR-112	8	1/2-20	<b>COS M8-5</b>
<b>COS 6-6</b>	3/8	9/16-18	42.7	12	19.3	7.1	24	23.6	17	35	OR-113	10	9/16-18	<b>COS M10-6</b>
<b>COS 8-8</b>	1/2	3/4-16	46.2	12	21.8	10.4	30	28.5	22	35.6	OR-116	12	3/4-16	<b>COS M12-8</b>
<b>COS 12-12</b>	3/4	1-1/16-12	52.6	14.2	21.8	15.7	38	35.6	30	42.1	OR-215			
<b>COS 16-16</b>	1	1-5/16-12	58.4	14.2	26.4	22.3	46	44.2	38	46	OR-219			